BRICK COLLECTION®

Viejo panel

A decorative panel that reproduces an old brick wall, with the texture and the wear of reclaimed brick. Made in PR grade, light and fitted with no building work, in nine colour finishes for interiors.

01 Data sheet

TECHNICAL DATA

Format	0,97 m² per panel · 125 × 91 cm · corner pieces
Thickness	1 cm
Material	PR (polyurethane + stone)
Finish	Old brick · 9 colour finishes
Application	Wall · Interior

Brick **LADRILLO VIEJO**

Medidas en cm. / Measures in cm.

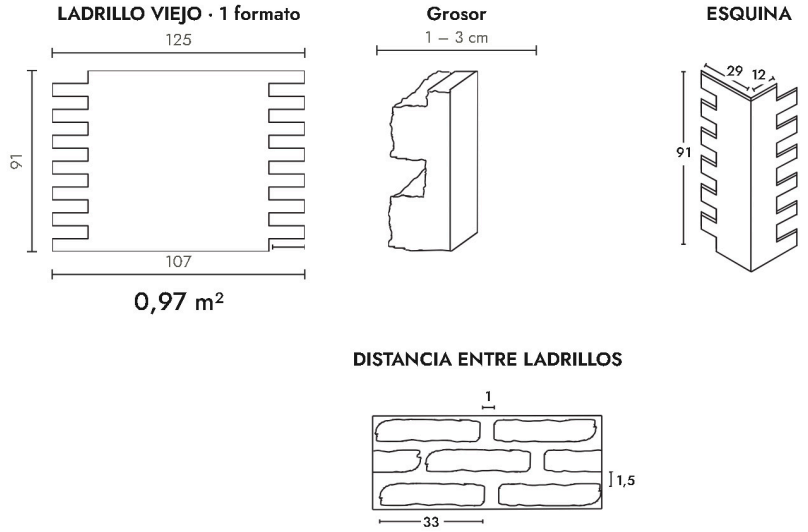

PR

Las medidas pueden variar +/- 1 cm.

Dimensions in cm.

02 Colour range

FINISH COLOURS

FINISHES

Envejecido
Ref. 480

Blanco
Ref. 481

Junta Oscura
Ref. 483

Terroso
Ref. 484

Arcilloso
Ref. 485

Terroso Caleado
Ref. 486

Arcilloso Caleado
Ref. 487

Envejecido Caleado
Ref. 488

Junta Oscura Caleado
Ref. 489

Nine colour finishes, from Envejecido and Blanco to Terroso and Arcilloso, with their whitewashed versions. PR grade for interiors.

03 Finishing materials by finish

FINISHING MATERIALS

Envejecido REF. 480

REQUIRED

MSA-50 · Oscuro joint filler	1 cartridge / 2 - 3 panels
PT-12 · Junta Oscura paint	1 tub / 25 panels
PTE-21 · Marrón ageing paint	1 spray / 15 panels

OPTIONAL

MSA-3 · Bonding filler	1 cartridge / 4 - 5 panels
PTX-11 · Rojo Viejo paint	1 spray / 15 panels

Blanco REF. 481

REQUIRED

MSA-70 · Blanco Italia joint filler	1 cartridge / 2 - 3 panels
PT-10 · Blanco Nieve paint	1 spray / 8 panels

OPTIONAL

MSA-3 · Bonding filler	1 cartridge / 4 - 5 panels

Junta Oscura REF. 483

REQUIRED

MSA-50 · Oscuro joint filler	1 cartridge / 2 - 3 panels
PT-12 · Junta Oscura paint	1 tub / 25 panels
PTE-21 · Marrón ageing paint	1 spray / 15 panels

OPTIONAL

MSA-3 · Bonding filler	1 cartridge / 2 - 4 panels
PTE-24 · Rojo ageing paint	1 spray / 15 panels
PTX-04 · Beige brick	1 spray / 15 panels

Each finish has its own joint filler and paints: the products in the table are those for the colour chosen. Coverage figures are approximate and for guidance only. The MSA-3 bonding filler is only needed if the panel is bonded to the wall instead of screwed.

03 Finishing materials by finish (continued)

FINISHING MATERIALS

Terroso REF. 484

REQUIRED

MSA-50 · Oscuro joint filler	1 cartridge / 2 - 3 panels
PT-12 · Junta Oscura paint	1 tub / 25 panels
PTE-21 · Marrón ageing paint	1 spray / 15 panels

OPTIONAL

MSA-3 · Bonding filler	1 cartridge / 4 - 5 panels
PTX-32 · Terroso brick	1 spray / 15 panels
PTX-33 · Terroso Oscuro brick	1 spray / 15 panels

Arcilloso REF. 485

REQUIRED

MSA-50 · Oscuro joint filler	1 cartridge / 2 - 3 panels
PT-12 · Junta Oscura paint	1 tub / 8 panels
PTE-21 · Marrón ageing paint	1 spray / 15 panels

OPTIONAL

MSA-3 · Bonding filler	1 cartridge / 4 - 5 panels
PTX-34 · Arcilloso brick	1 spray / 15 panels
PTX-35 · Arcilloso Oscuro brick	1 spray / 15 panels

Terroso Caleado REF. 486

REQUIRED

MSA-50 · Oscuro joint filler	1 cartridge / 2 - 3 panels
PT-12 · Junta Oscura paint	1 tub / 8 panels
PTE-33 · Caleado + Compó(Bote) ageing paint	1 spray / 15 panels

OPTIONAL

MSA-3 · Bonding filler	1 cartridge / 4 - 5 panels
PTX-32 · Terroso brick	1 spray / 15 panels
PTX-21 · Marrón ageing paint	1 spray / 15 panels

Each finish has its own joint filler and paints: the products in the table are those for the colour chosen. Coverage figures are approximate and for guidance only. The MSA-3 bonding filler is only needed if the panel is bonded to the wall instead of screwed.

03 Finishing materials by finish (continued)

FINISHING MATERIALS

Arcilloso Caleado REF. 487

REQUIRED

MSA-50 · Oscuro joint filler	1 cartridge / 2 - 3 panels
PT-12 · Junta Oscura paint	1 tub / 25 panels
PTE-21 · Marrón ageing	1 spray / 15 panels

OPTIONAL

MSA-3 · Bonding filler	1 cartridge / 4 - 5 panels
PTX-34 · Arcilloso brick	1 spray / 15 panels
PTX-35 · Arcilloso Oscuro brick	1 spray / 15 panels

Envejecido Caleado REF. 488

REQUIRED

MSA-50 · Oscuro joint filler	1 cartridge / 2 - 3 panels
PT-12 · Junta Oscura paint	1 tub / 25 panels
PTE-21 · Marrón ageing paint	1 spray / 15 panels

OPTIONAL

MSA-3 · Bonding filler	1 cartridge / 4 - 5 panels
PTX-11 · Rojo Viejo paint	1 spray / 8 panels

Junta Oscura Caleado REF. 489

REQUIRED

MSA-50 · Oscuro joint filler	1 cartridge / 2 - 3 panels
PT-12 · Junta Oscura paint	1 tub / 25 panels
PTE-33 · Caleado + Comp6 (Bote) ageing paint	1 spray / 8 panels

OPTIONAL

MSA-3 · Bonding filler	1 cartridge / 4 - 5 panels
PTE-24 · Rojo ageing paint	1 spray / 15 panels
PTX-04 · Beige brick	1 spray / 15 panels

Each finish has its own joint filler and paints: the products in the table are those for the colour chosen. Coverage figures are approximate and for guidance only. The MSA-3 bonding filler is only needed if the panel is bonded to the wall instead of screwed.

04 Specifications

FEATURES

Interior | Fire-resistant | Thermal insulation | Lightweight | Bespoke

PR

INTERIOR

PR grade panel: a face layer of stone-based polymer concrete that reproduces the texture and the colour of old brick, over a high-density polyurethane core that provides thermal and acoustic insulation. Light and tongue-and-groove, it is fitted straight onto the existing surface, with no building work. For interiors.

6–9	B-s1,d0	Thermal	Interior
kg/m²	Euroclass	+ acoustic	
WEIGHT	REACTION TO FIRE	INSULATION	APPLICATION

05 Installation

INSTALLATION

Fitting the Viejo panel is straightforward: Brick panels are **jigsaw-style tongue-and-groove** and weigh very little, so they go **straight onto the existing surface, with no building work**. Prepare the wall, apply adhesive to the back, slot each panel into the previous one and reinforce with screws. Finish and fill the joints with the filler and paint for the finish.



1

Gather your materials

Drill, adhesive, spirit level, rule, plugs and screws.

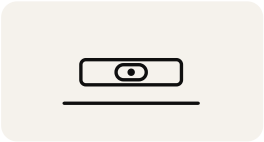

2

Measure and level

A clean, dry and level wall.

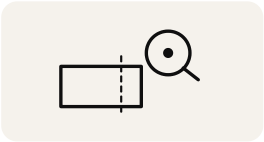

3

Cut to size

With a saw or an angle grinder with a fine disc.

4

Apply adhesive

Beads of adhesive from top to bottom on the back of the panel.

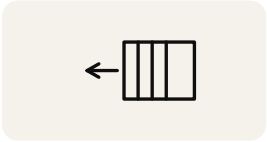

5

Position the panel

Press the panel against the wall.

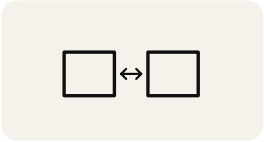

6

Fit the panels together

Join panel to panel, with no gaps.

7

Reinforce with screws

With the panels properly fitted, reinforce with 4-8 screws per panel.

8

Finish and fill

Fit the trim profiles, then fill and paint the joints.

Advantages

ADVANTAGES

- The lightest panel on the market.
- Easier, simpler installation.
- Panels that go up quickly.
- Significant cost savings.
- A perfect finish.
- No maintenance needed.
- Excellent acoustic insulation.
- Good thermal insulation and damp resistance.
- Excellent fire-retardant properties.
- Excellent water repellency.
- Unaffected by heat, cold or freezing.
- Waterproof material.
- Minimal abrasion.
- High resistance to most chemicals.
- Elegant combinations of materials and designs.
- Easy to transport and handle.

Sustainability

SUSTAINABILITY

FOR A BETTER QUALITY OF LIFE AND THE CONSERVATION OF THE ENVIRONMENT.

En Paneles Decorativos PanelPiedra® sabemos que siempre debemos estar en continua evolución, mejorando la calidad de vida y conservando la naturaleza y el medio ambiente.

We focus on increasing the positive impact of our panels, manufacturing with **75 % recyclable materials**, marble dust and quarry waste. We are committed to making our company steadily more sustainable.

Protecting nature and improving people's quality of life are what drive us to keep researching and improving.

1. Our resins OUR RESINS

IN OUR RESINS WE USE RECYCLED MATERIALS FROM PET PLASTIC BOTTLES.

En Paneles Decorativos PanelPiedra® utilizamos resinas de poliéster y poliuretano con una cantidad muy elevada de botellas de plástico recicladas.

Every square metre of our resin contains at least **1/3 recycled plastic bottles**.

2. Sustainable development

SUSTAINABLE DEVELOPMENT

Our plant has water treatment systems and manual processes to avoid using more water than necessary.

Our raw material is 75 % recyclable: marble dust and quarry waste. We are concerned about pollution and about waste such as plastic, so we use recyclable cardboard for our packaging to help protect the land and the oceans, because marine biodiversity is vital to the health of people and of our planet.

We want to conserve nature, adapting every manufacturing process to minimise the impact of what we do on the environment.

We try to generate as little waste as possible by making the most of our raw materials. Panel thicknesses are carefully worked out to avoid unnecessary bulk, cutting waste without affecting design or quality.

Our products are built to last and can be repainted, which means the product itself can be recycled; they can also be taken down and refitted elsewhere, making them a **reusable product**.

3. Raw material

RAW MATERIAL

En Paneles Decorativos PanelPiedra® estamos comprometidos con la continua mejora sostenible de nuestros productos, innovando en la seguridad de cada uno de los procesos.

Polyurethane, our raw material, has a set of properties that make our products work with the environment rather than against it.

4. Reducing energy consumption REDUCTION OF ENERGY CONSUMPTION

El poliuretano es un eficaz aislante térmico, proporcionando además aislamiento acústico. Los paneles decorativos de PanelPiedra® cuentan con el certificado de **Thermal insulation** under UNE standards. As effective insulators, they improve the energy efficiency of buildings and reduce the need for heating and cooling, and so cut carbon emissions.

The **Environmental Product Declarations (EPDs)** give quantified information on a product's environmental impact over its service life. PU Europe has carried out an environmental and economic life-cycle analysis of polyurethane as insulation in nearly zero-energy buildings, concluding that polyurethane is a highly efficient material solution given its low life-cycle cost.



5. Fire-retardant coating

FLAME RETARDANT COATING

Por su naturaleza, el poliuretano no genera gases ni humos asfixiantes y no es tóxico en contacto con el fuego, aumentando así la protección de personas y bienes. Al mismo tiempo, los Paneles Decorativos PanelPiedra® están fabricados con un **certified fire-retardant coating under UNE standards**, which establishes that the panels do not burn and withstand temperatures of up to 80° before they begin to deform. Thanks to years of intensive research, all our products meet international fire safety standards.

6. Reducing our carbon footprint CARBON FOOTPRINT REDUCTION

Our commitment to the environment and to reducing our carbon footprint is total. We have developed an advanced climate action plan measuring the carbon footprint of recent years, which will allow us to reduce, and even neutralise, the impact of our business.

Unavoidable greenhouse gas emissions (the carbon footprint that cannot feasibly be reduced) will be offset by buying carbon credits. In this way PanelPiedra® is committed to becoming a **100 % Carbon Neutral** in the coming years.





PANELPIEDRA®
SINCE 1974

PANELES DECORATIVOS PANELPIEDRA S.L.
Pol. Ind. Municipal, Vial Transversal 2 · 31500 Tudela (Navarra) · España

+34 941 181 091 · info@panelpiedra.com
www.panelpiedra.com

Made in our own factory in Tudela since 1974.