VINTAGE COLLECTION®

Alhambra panel

Available in 6 finishes: Blanco Italia, Blanco Envejecido, Decapé Ocre, Decapé Marrón, Decapé Gris and Óxido · PR finish for interiors

01 Data sheet

TECHNICAL DATA

Format	1 m² per panel · ornamental relief (102 × 102 cm)
Material	PR 8–9 kg per panel (stone sheet + polyurethane core)
Finish	Vintage ornamental relief · 6 finishes (Ref. 1000–1005)
Application	Wall · Interior

Vintage **ALHAMBRA**

Medidas en cm. / Measures in cm.

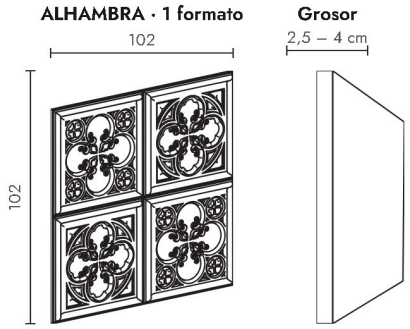

102 × 102 cm · 1 m²

PR

Las medidas pueden variar +/- 1 cm.

Dimensions in cm.

02 Colour range

FINISH COLOURS

FINISHES

Blanco Italia
Ref. 1000

Blanco Envejecido
Ref. 1001

Decapé Ocre
Ref. 1002

Decapé Marrón
Ref. 1003

Decapé Gris
Ref. 1004

Óxido
Ref. 1005

Available in 6 finishes: Blanco Italia, Blanco Envejecido, Decapé Ocre, Decapé Marrón, Decapé Gris and Óxido · PR finish for interiors

03 Finishing materials by finish

FINISHING MATERIALS

Blanco Italia REF. 1000

REQUIRED

MSA-70 · Blanco Italia joint filler	1 cartridge / 2 - 3 panels
PTX-20 · Blanco Italia paint	1 spray / 8 panels

OPTIONAL

MSA-3 · Bonding filler	1 cartridge / 4 - 5 panels

Blanco Envejecido REF. 1001

REQUIRED

MSA-70 · Blanco Italia joint filler	1 cartridge / 2 - 3 panels
PTX-20 · Blanco Italia paint	1 spray / 8 panels
PTE-22 · Gris ageing spray	1 spray / 15 panels

OPTIONAL

MSA-3 · Bonding filler	1 cartridge / 4 - 5 panels

Decapé Ocre REF. 1002

REQUIRED

MSA-70 · Blanco Italia joint filler	1 cartridge / 2 - 3 panels
PTX-71 · Blanco Italia Decape	1 spray / 8 panels
PTX-72 · Decape Ocre paint	1 spray / 15 panels

OPTIONAL

MSA-3 · Bonding filler	1 cartridge / 4 - 5 panels

Each finish has its own joint filler and paints: the products in the table are those for the colour chosen. Coverage figures are approximate and for guidance only. The MSA-3 bonding filler is only needed if the panel is bonded to the wall instead of screwed.

03 Finishing materials by finish (continued)

FINISHING MATERIALS

Decapé Marrón REF. 1003

REQUIRED

MSA-70 · Blanco Italia joint filler	1 cartridge / 2 - 3 panels
PTX-71 · Blanco Italia Decape	1 spray / 8 panels
PTX-73 · Decape Marrón paint	1 spray / 15 panels

OPTIONAL

MSA-3 · Bonding filler	1 cartridge / 4 - 5 panels

Decapé Gris REF. 1004

REQUIRED

MSA-70 · Blanco Italia joint filler	1 cartridge / 2 - 3 panels
PTX-71 · Blanco Italia Decape	1 spray / 8 panels
PTX-74 · Decape Gris paint	1 spray / 15 panels

OPTIONAL

MSA-3 · Bonding filler	1 cartridge / 4 - 5 panels

Óxido REF. 1005

REQUIRED

MSA-60 · Antracita joint filler	1 cartridge / 2 - 3 panels
PTX-24 · Óxido Metal paint	1 spray / 8 panels
PTE-28 · Óxido + Compó (Bote) ageing	1 spray / 8 panels
BR-01 · Óxido protective spray	1 spray / 15 panels

OPTIONAL

MSA-3 · Bonding filler	1 cartridge / 4 - 5 panels

Each finish has its own joint filler and paints: the products in the table are those for the colour chosen. Coverage figures are approximate and for guidance only. The MSA-3 bonding filler is only needed if the panel is bonded to the wall instead of screwed.

04 Specifications

FEATURES

- Interior
- Fire-resistant
- Thermal insulation
- Acoustic
- Lightweight
- Bespoke

PR

INTERIOR

PR grade panel: a 3–5 mm face layer of stone-based polymer concrete —reproducing the texture, the grain and the character of old, charred timber so faithfully it is indistinguishable from the original— over a second layer of open-cell high-density polyurethane that provides thermal and acoustic insulation and keeps damp out. It weighs very little and is tongue-and-groove, so it is fitted straight onto the existing surface, with no building work. For interiors.

6–7	B-s1,d0	Thermal	Interior
kg/m²	Euroclass	+ acoustic	
WEIGHT	REACTION TO FIRE	INSULATION	APPLICATION

05 Installation

INSTALLATION

Fitting is quick and straightforward: prepare the surface (a clean, dry, levelled wall), apply the specific decorative-panel adhesive to the back, press each panel into place lining it up with the previous one, and finish the joints with the jointing compound and the paint for the finish chosen. Optional bonding accessory: MSA-3 adhesive compound.

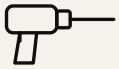

1

Gather your materials

Drill, adhesive, spirit level, rule, plugs and screws.

2

Measure and level

A clean, dry and level wall.

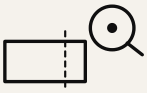

3

Cut to size

With a saw or an angle grinder with a fine disc.

4

Apply adhesive

Beads of adhesive from top to bottom on the back of the panel.

5

Position the panel

Press the panel against the wall.

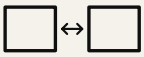

6

Fit the panels together

Join panel to panel, with no gaps.

7

Reinforce with screws

With the panels properly fitted, reinforce with 4-8 screws per panel.

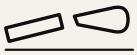

8

Finish and fill

Fit the trim profiles, then fill and paint the joints.

Advantages

ADVANTAGES

- The lightest panel on the market.
- Easier, simpler installation.
- Panels that go up quickly.
- Significant cost savings.
- A perfect finish.
- No maintenance needed.
- Excellent acoustic insulation.
- Good thermal insulation and damp resistance.
- Excellent fire-retardant properties.
- Excellent water repellency.
- Unaffected by heat, cold or freezing.
- Waterproof material.
- Minimal abrasion.
- High resistance to most chemicals.
- Elegant combinations of materials and designs.
- Easy to transport and handle.

Sustainability

SUSTAINABILITY

FOR A BETTER QUALITY OF LIFE AND THE CONSERVATION OF THE ENVIRONMENT.

En Paneles Decorativos PanelPiedra® sabemos que siempre debemos estar en continua evolución, mejorando la calidad de vida y conservando la naturaleza y el medio ambiente.

We focus on increasing the positive impact of our panels, manufacturing with **75 % recyclable materials**, marble dust and quarry waste. We are committed to making our company steadily more sustainable.

Protecting nature and improving people's quality of life are what drive us to keep researching and improving.

1. Our resins OUR RESINS

IN OUR RESINS WE USE RECYCLED MATERIALS FROM PET PLASTIC BOTTLES.

En Paneles Decorativos PanelPiedra® utilizamos resinas de poliéster y poliuretano con una cantidad muy elevada de botellas de plástico recicladas.

Every square metre of our resin contains at least **1/3 recycled plastic bottles**.

2. Sustainable development

SUSTAINABLE DEVELOPMENT

Our plant has water treatment systems and manual processes to avoid using more water than necessary.

Our raw material is 75 % recyclable: marble dust and quarry waste. We are concerned about pollution and about waste such as plastic, so we use recyclable cardboard for our packaging to help protect the land and the oceans, because marine biodiversity is vital to the health of people and of our planet.

We want to conserve nature, adapting every manufacturing process to minimise the impact of what we do on the environment.

We try to generate as little waste as possible by making the most of our raw materials. Panel thicknesses are carefully worked out to avoid unnecessary bulk, cutting waste without affecting design or quality.

Our products are built to last and can be repainted, which means the product itself can be recycled; they can also be taken down and refitted elsewhere, making them a **reusable product**.

3. Raw material

RAW MATERIAL

En Paneles Decorativos PanelPiedra® estamos comprometidos con la continua mejora sostenible de nuestros productos, innovando en la seguridad de cada uno de los procesos.

Polyurethane, our raw material, has a set of properties that make our products work with the environment rather than against it.

4. Reducing energy consumption REDUCTION OF ENERGY CONSUMPTION

El poliuretano es un eficaz aislante térmico, proporcionando además aislamiento acústico. Los paneles decorativos de PanelPiedra® cuentan con el certificado de **Thermal insulation** under UNE standards. As effective insulators, they improve the energy efficiency of buildings and reduce the need for heating and cooling, and so cut carbon emissions.

The **Environmental Product Declarations (EPDs)** give quantified information on a product's environmental impact over its service life. PU Europe has carried out an environmental and economic life-cycle analysis of polyurethane as insulation in nearly zero-energy buildings, concluding that polyurethane is a highly efficient material solution given its low life-cycle cost.



5. Fire-retardant coating

FLAME RETARDANT COATING

Por su naturaleza, el poliuretano no genera gases ni humos asfixiantes y no es tóxico en contacto con el fuego, aumentando así la protección de personas y bienes. Al mismo tiempo, los Paneles Decorativos PanelPiedra® están fabricados con un **certified fire-retardant coating under UNE standards**, which establishes that the panels do not burn and withstand temperatures of up to 80° before they begin to deform. Thanks to years of intensive research, all our products meet international fire safety standards.

6. Reducing our carbon footprint CARBON FOOTPRINT REDUCTION

Our commitment to the environment and to reducing our carbon footprint is total. We have developed an advanced climate action plan measuring the carbon footprint of recent years, which will allow us to reduce, and even neutralise, the impact of our business.

Unavoidable greenhouse gas emissions (the carbon footprint that cannot feasibly be reduced) will be offset by buying carbon credits. In this way PanelPiedra® is committed to becoming a **100 % Carbon Neutral** in the coming years.





PANELPIEDRA®
SINCE 1974

PANELES DECORATIVOS PANELPIEDRA S.L.
Pol. Ind. Municipal, Vial Transversal 2 · 31500 Tudela (Navarra) · España

+34 941 181 091 · info@panelpiedra.com
www.panelpiedra.com

Made in our own factory in Tudela since 1974.